



Production & Export Volume Logistics Report 2022

Updated to Week [18] – 8 May 2022

Compiled by -
Mitchell Brooke, Logistics Development Manager

mitchell@cga.co.za

Data Supplied by PPECB

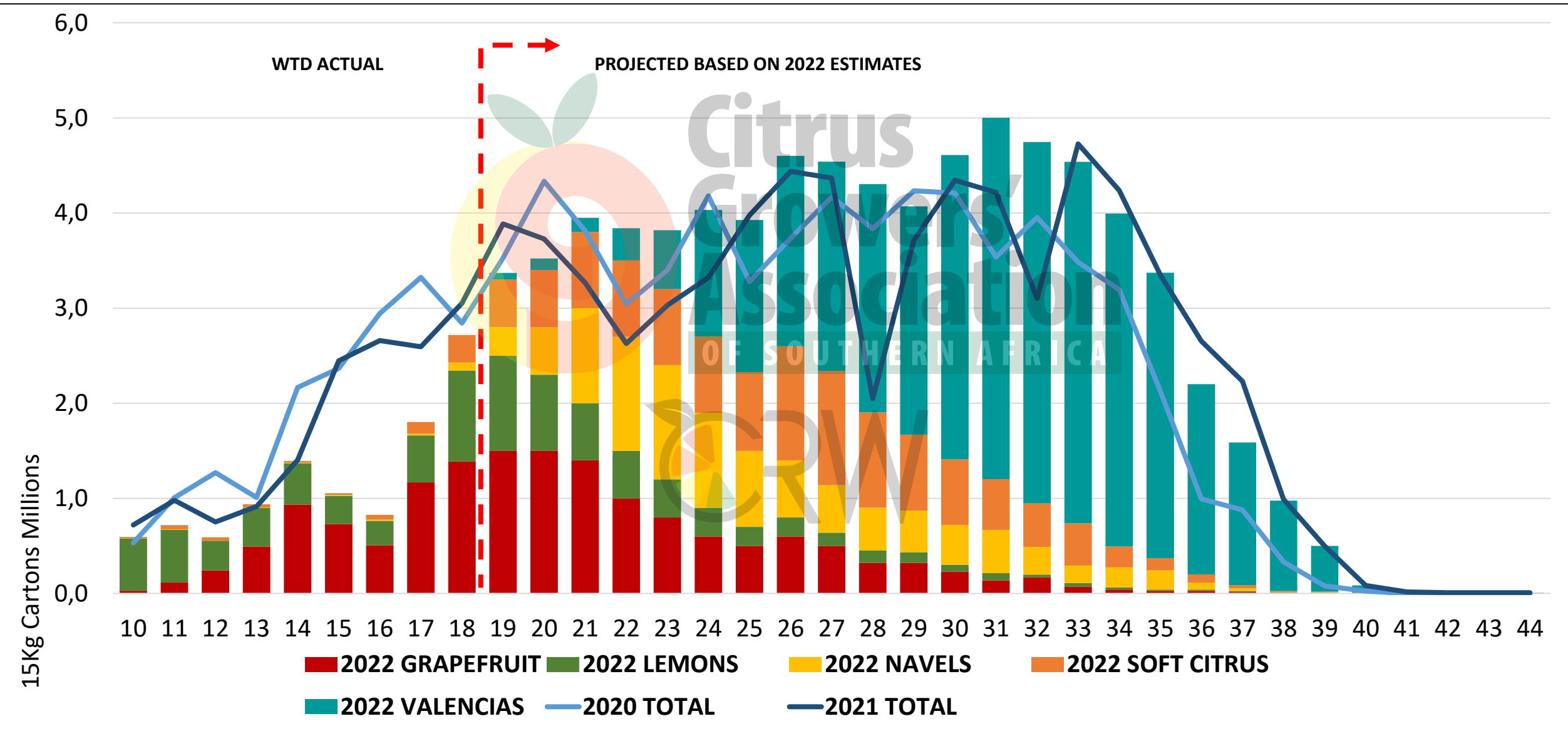


YTD Citrus Production 2022 vs Forecast by Corridor by Commodity

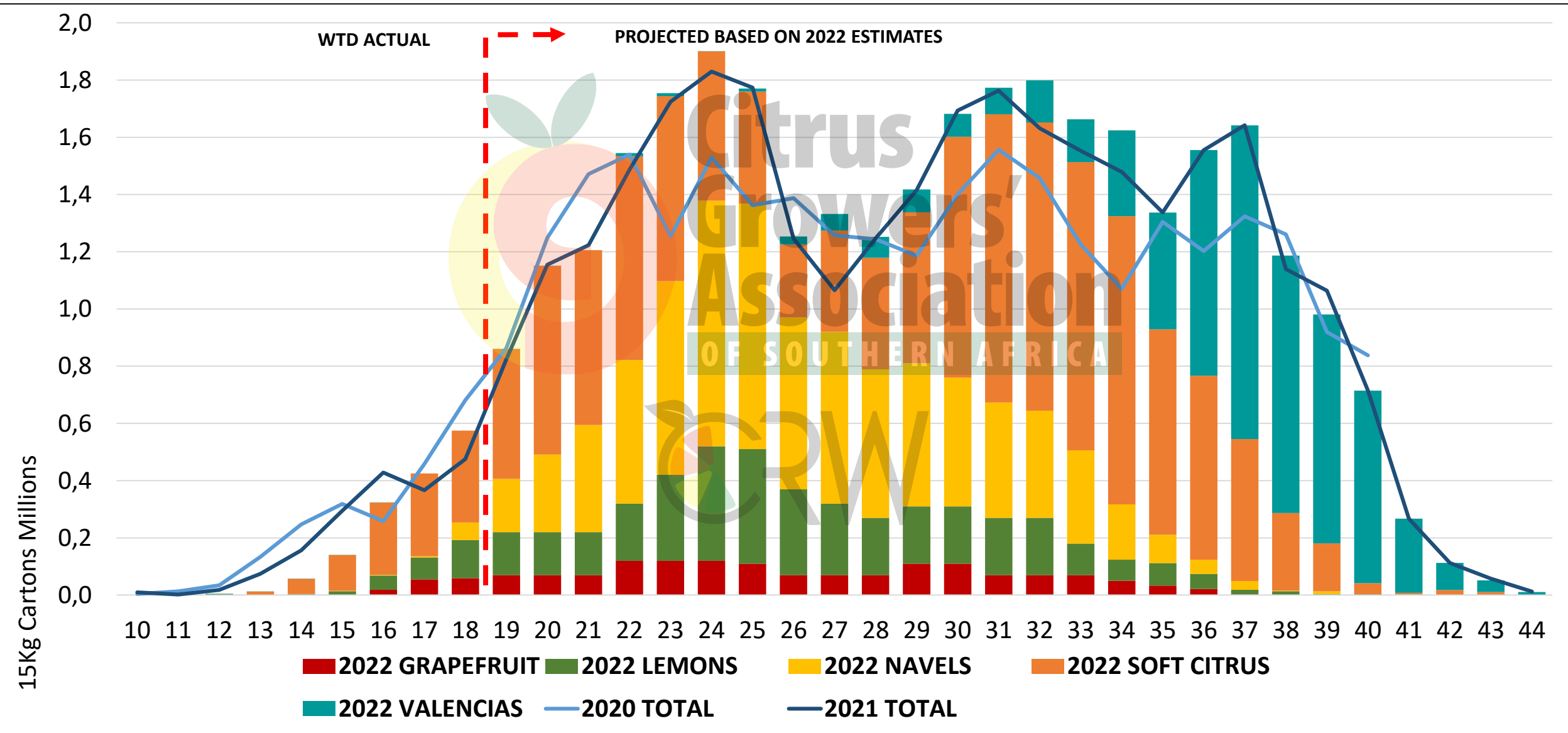
Note: estimates will be updated as per amendments made by the VFG's latest estimates.

Sum of CGA 15kg Eqv. Cartons		Year	2022	2021		
Supplier Region	Product	2020 YTD	2021 YTD	2022 YTD	EST 2	FINAL
Northern Regions	GRAPEFRUIT	9 237 384	7 054 857	5 604 196	14 350 000	15 556 133
	LEMONS	7 940 083	7 662 320	5 781 272	10 240 000	11 087 000
	NAVELS	481 924	769 479	153 980	10 360 000	9 361 500
	SOFT CITRUS	681 509	1 156 387	630 834	12 600 000	10 630 200
	VALENCIAS	14 990	27 182	1 204	42 580 000	40 856 000
Northern Regions Total		18 355 891	16 670 225	12 171 485	90 130 000	87 490 833
Eastern Cape Regions	GRAPEFRUIT	482	354	339	476 000	447 000
	LEMONS	2 545 647	1 594 794	627 338	17 690 000	16 072 000
	NAVELS	104 665	41 913	135	10 356 000	10 041 000
	SOFT CITRUS	1 047 750	906 525	871 419	8 216 000	7 601 108
	VALENCIAS	1 044		30	9 200 000	8 331 000
Eastern Cape Regions Total		3 699 587	2 543 585	1 499 261	45 938 000	42 492 108
Western/Northern Cape Regions	GRAPEFRUIT	29 827	199 549	133 757	1 564 000	1 432 000
	LEMONS	546 327	436 127	284 038	4 050 000	3 797 000
	NAVELS	329 000	115 591	68 912	7 670 000	7 471 550
	SOFT CITRUS	1 287 355	1 085 988	1 052 872	13 550 000	12 498 000
	VALENCIAS	15 773	7 131	7 168	6 386 000	5 936 000
Western/Northern Cape Regions Total		2 208 282	1 844 386	1 546 748	33 220 000	31 134 550
Grand Total		24 263 760	21 058 196	15 217 493	169 288 000	161 117 491

Projected Northern Regions Citrus Export Production Forecast by Week by Commodity



Projected Western & Northern Cape Regions Citrus Export Production Forecast by Week by Commodity



YTD Week Citrus Exports by Exit Port by Commodity by Market

Sum of Pallet Qty		Year					Commodity Group					Year					Commodity Group				
		2020					2021					2022					2023				
Exit Port	Market Destination	Grapefruit	Lemons	Navels	Soft Citrus	Valencias	2020 Total	Grapefruit	Lemons	Navels	Soft Citrus	Valencias	2021 Total	Grapefruit	Lemons	Navels	Soft Citrus	Valencias	2022 Total		
Cape Town	NWC - EU / UK	2 140	3 694	62	15 936		21 832	2 534	1 314		14 959		18 807	2 129	2 843		11 818		16 790		
	Russia		953		4 116		5 069	1 127	1 677		5 645		8 449	261	259		2 049		2 569		
	Canada / USA		537		192		729	80	698		416		1 194	140	932	61	446		1 579		
	Middle East		810	68	160		1 038		1 050	20	140		1 210		84		118		202		
	Far East / SE Asia								99	20	20		139								
	India / Asia										80		80								
	East EU / Black Sea		187				187		59				59								
	Other		101		29		130	9	242	90	190	8	539		12				12		
	South EU / MED	80	360				440	80	120		40		240	100	320				420		
Cape Town Total		2 220	6 642	159	20 405		29 426	3 830	5 259	130	21 490	8	30 717	2 630	4 450	61	14 431		21 572		
Durban	Middle East	1 360	46 280	1 212	1 143	20	50 015	1 160	43 011	1 537	1 610	62	47 379	878	29 080	98	566		30 622		
	NWC - EU / UK	12 186	9 167	493	1 380		23 227	20 918	4 048	397	1 322		26 685	9 409	4 877		539		14 825		
	Canada / USA	580	2 108	78	120		2 886	540	3 020	40	80		3 680	862	3 039	58	88		4 047		
	Far East / SE Asia	6 435	6 025		163		12 623	14 274	10 380	532	114		25 300	17 306	9 314	21	76		26 717		
	India / Asia		80				80	40	46	120	14	220	70	10		60		140			
	Other	52	377	4	7		440	83	625	113	268		1 088	142	1 281	15	28		1 466		
	East EU / Black Sea	404	1 468				1 872	665	1 554				2 219	160	59				219		
	Russia	5 751	8 802	231	1 079	237	16 100	6 518	14 750	398	1 057		22 723	1 573	2 487				4 060		
	South EU / MED	1 393	1 049				2 442	5 427	1 108	20	69		6 624	1 380	940				2 320		
Japan	6 536	202				6 738	7 146	763				7 909	1 306	34				1 340			
Durban Total		34 697	75 558	2 018	3 893	257	116 423	56 771	79 259	3 083	4 639	76	143 827	33 086	51 121	192	1 357		85 756		
PE/Coega	NWC - EU / UK		3 238	126	2 274		5 638		1 676		1 849		3 525	140	496		1 720		2 356		
	Middle East		9 133	87	91		9 311		4 332	80	133		4 545		700		100		800		
	Russia		1 606	128	916		2 650		870	20	300		1 190				80		80		
	Canada / USA		1 379	20			1 399		1 158				1 158	20	818		40		878		
	Far East / SE Asia		687		54		741	20	708		28		756	40					40		
	East EU / Black Sea		688				688		418				418								
	South EU / MED		860				860		599		80		679	100	1 040				1 140		
PE/Coega Total			17 591	361	3 335		21 287	20	9 761	100	2 390		12 271	300	3 054		1 940		5 294		
Grand Total		36 917	99 791	2 538	27 633	257	167 136	60 620	94 279	3 313	28 519	84	186 815	36 016	58 625	253	17 728		112 622		

YTD Week Citrus Exports by Exit Port by Ship Mode

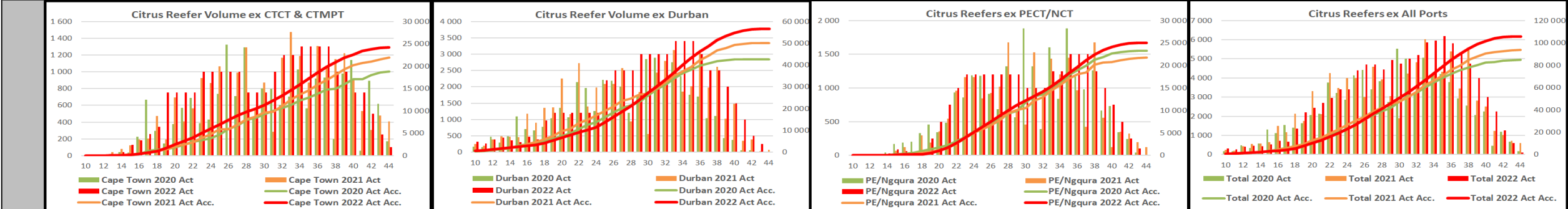
Citrus Export Volume by Ship Mode by Load Port (Pallets)

Sum of Pallet Qty		Year					
Exit Port	Ship Mode	2019	2020	2021	2022	2022 Estimate	2021 Actual
Cape Town	Reefer Container	11 759	29 310	26 749	19 942	487 000	442 795
	Specialized Reefer Ship		116	4 077	1 780	80 000	77 050
Cape Town Total		11 759	29 426	30 826	21 722	567 000	519 845
Durban	Reefer Container	49 799	101 139	118 931	85 192	1 135 000	1 004 110
	Specialized Reefer Ship	4 794	15 284	25 823	1 434	40 000	121 477
Durban Total		54 593	116 423	144 754	86 626	1 175 000	1 125 587
PE/Coega	Reefer Container	8 928	19 412	12 280	5 305	496 500	436 411
	Specialized Reefer Ship		1 875	32		15 000	13 729
PE/Coega Total		8 928	21 287	12 312	5 305	511 500	450 140
Maputo	Reefer Container				240	5 000	
Maputo Total					240	5 000	
All Ports	Reefer Container	70 486	149 861	157 960	110 679	2 123 500	1 883 316
	Specialized Reefer Ship	4 794	17 275	29 932	3 214	135 000	212 256
Total All Ports		75 280	167 136	187 892	113 893	2 258 500	2 095 572

YTD Week Citrus Exports in Reefer Containers by Exit Port (FEU)

CITRUS CONTAINERISED VOLUME SHIPPING STATISTICS - YTD

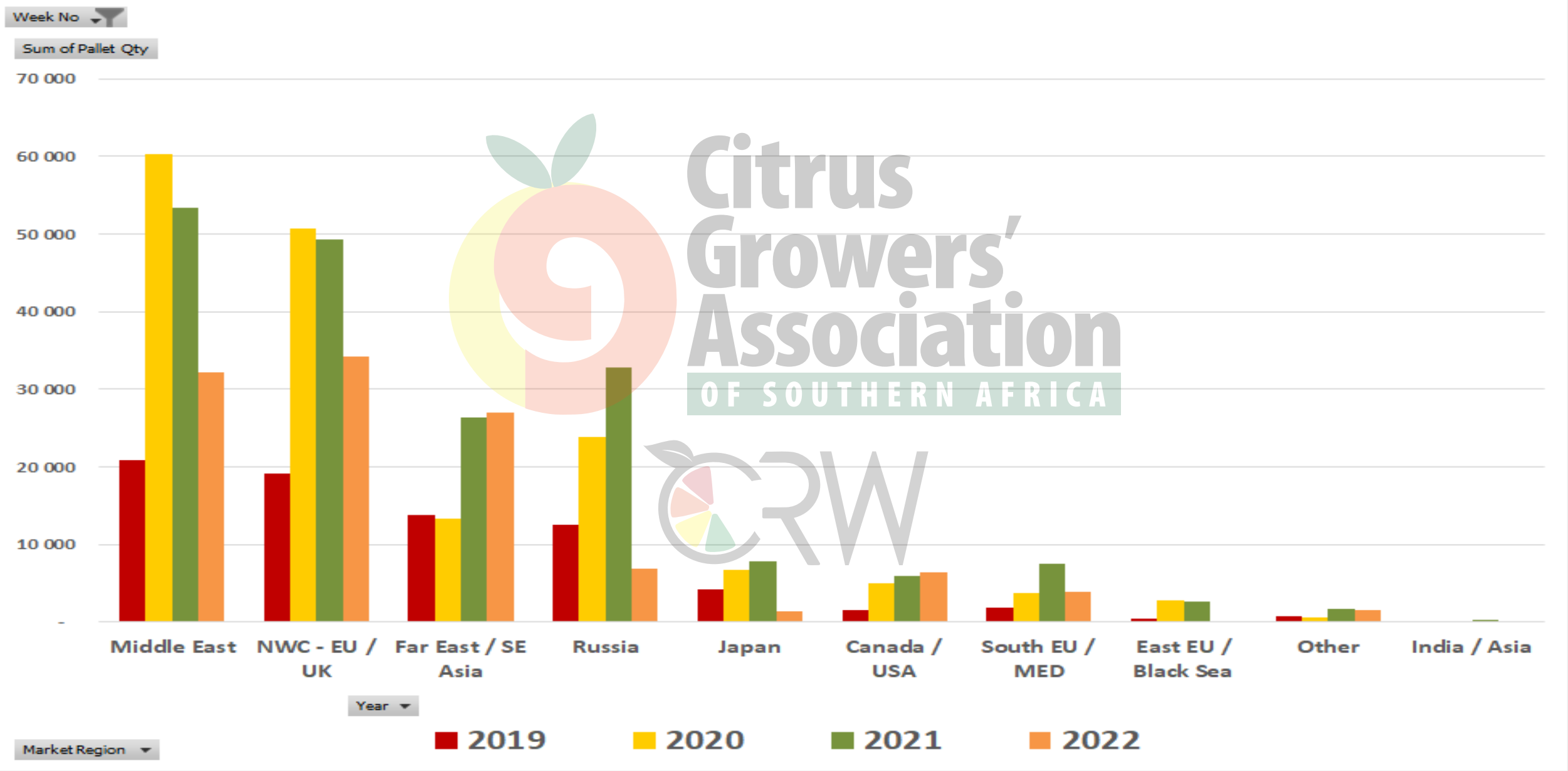
Week	Cape Town			Durban			PE/Ngqura			Total 2020 Act	Total 2021 Act	Total 2022 Act	Total 2020 Act Acc.	Total 2021 Act Acc.	Total 2022 Act Acc.
	2020 Act	2021 Act	2022 Act	2020 Act	2021 Act	2022 Act	2020 Act	2021 Act	2022 Act	Act	Act	Act	Act	Act	Act
10	2	3	9	162	243	312	4	4	0	168	250	321	445	538	691
11	12	4	4	150	188	265	2	8	0	164	200	269	609	738	960
12	1	15	6	470	390	392	8	20	2	479	425	400	1 088	1 163	1 360
13	20	40	13	296	490	437	15	18	18	331	548	467	1 419	1 711	1 827
14	44	81	42	492	467	365	43	20	32	579	568	440	1 997	2 278	2 267
15	36	125	130	1 095	457	309	171	70	91	1 302	652	530	3 299	2 930	2 797
16	225	190	184	702	1 176	465	191	120	64	1 119	1 486	713	4 418	4 417	3 510
17	666	204	256	668	895	383	203	56	29	1 537	1 154	669	5 954	5 571	4 178
18	295	475	343	771	1 362	970	331	299	30	1 397	2 136	1 344	7 351	7 707	5 522
19	144	194	750	1 045	1 367	1 200	459	191	250	1 647	1 751	2 200	8 999	9 458	7 722
20	376	694	750	1 351	2 250	1 200	345	357	500	2 072	3 301	2 450	11 071	12 760	10 172
21	570	406	750	1 070	1 161	1 200	482	548	750	2 122	2 115	2 700	13 193	14 875	12 872
22	687	562	750	2 140	2 731	1 200	936	959	1 000	3 763	4 252	2 950	16 956	19 126	15 822
23	384	924	1 000	1 961	1 400	1 200	861	1 164	1 200	3 206	3 488	3 400	20 162	22 614	19 222
24	429	866	1 000	1 258	1 973	1 200	1 185	1 163	1 200	2 872	4 001	3 400	23 033	26 616	22 622
25	734	1 064	1 000	2 219	2 084	2 200	1 182	847	1 200	4 136	3 995	4 400	27 169	30 611	27 022
26	1 321	0	1 000	2 183	2 082	2 500	914	924	1 200	4 418	3 006	4 700	31 587	33 617	31 722
27	707	989	1 000	2 003	2 579	2 500	687	1 023	1 200	3 397	4 591	4 700	34 984	38 208	36 422
28	1 292	1 293	750	1 206	947	2 500	1 325	1 678	1 200	3 822	3 918	4 450	38 807	42 126	40 872
29	444	564	750	1 729	1 842	3 000	564	653	1 200	2 738	3 059	4 950	41 544	45 185	45 822
30	799	873	750	2 851	558	3 000	1 881	455	1 000	5 531	1 887	4 750	47 076	47 072	50 572
31	794	282	1 000	2 886	2 428	3 000	1 323	1 526	1 000	5 003	4 236	5 000	52 079	51 307	55 572
32	603	1 168	1 200	2 158	2 791	3 000	390	873	1 000	3 151	4 832	5 200	55 230	56 140	60 772
33	706	1 472	1 200	2 757	3 123	3 400	1 602	1 438	1 250	5 065	6 033	5 850	60 295	62 172	66 622
34	1 026	1 191	1 300	2 320	1 852	3 400	838	1 200	1 250	4 185	4 243	5 950	64 480	66 415	72 572
35	565	873	1 300	1 754	2 015	3 400	1 886	1 446	1 500	4 205	4 334	6 200	68 685	70 749	78 772
36	919	1 309	1 300	1 700	3 122	3 000	1 164	965	1 500	3 783	5 396	5 800	72 468	76 145	84 572
37	929	1 046	1 300	1 033	1 974	2 500	979	426	1 500	2 941	3 447	5 300	75 409	79 591	89 872
38	196	1 152	1 000	1 104	2 617	2 500	1 259	1 678	1 250	2 560	5 447	4 750	77 969	85 038	94 622
39	977	1 223	1 000	423	1 024	2 000	664	557	1 000	2 064	2 804	4 000	80 033	87 843	98 622
40	1 142	919	750	368	1 474	1 500	734	120	750	2 244	2 513	3 000	82 277	90 355	101 622
41	59	530	750	61	347	1 000	347	353	500	466	1 230	2 250	82 743	91 585	103 872
42	891	306	500	57	384	500	243	327	250	1 191	1 017	1 250	83 934	92 602	105 122
43	616	478	250	2	31	250	46	199	100	665	707	600	84 598	93 309	105 722
44	170	407	100	0	74		0	126		170	607	100	84 768	93 916	105 822
	18 806	22 014	24 197	42 695	50 175	56 610	23 268	21 917	25 015	84 816	94 106	105 822	1 061 100	1 106 100	1 106 100



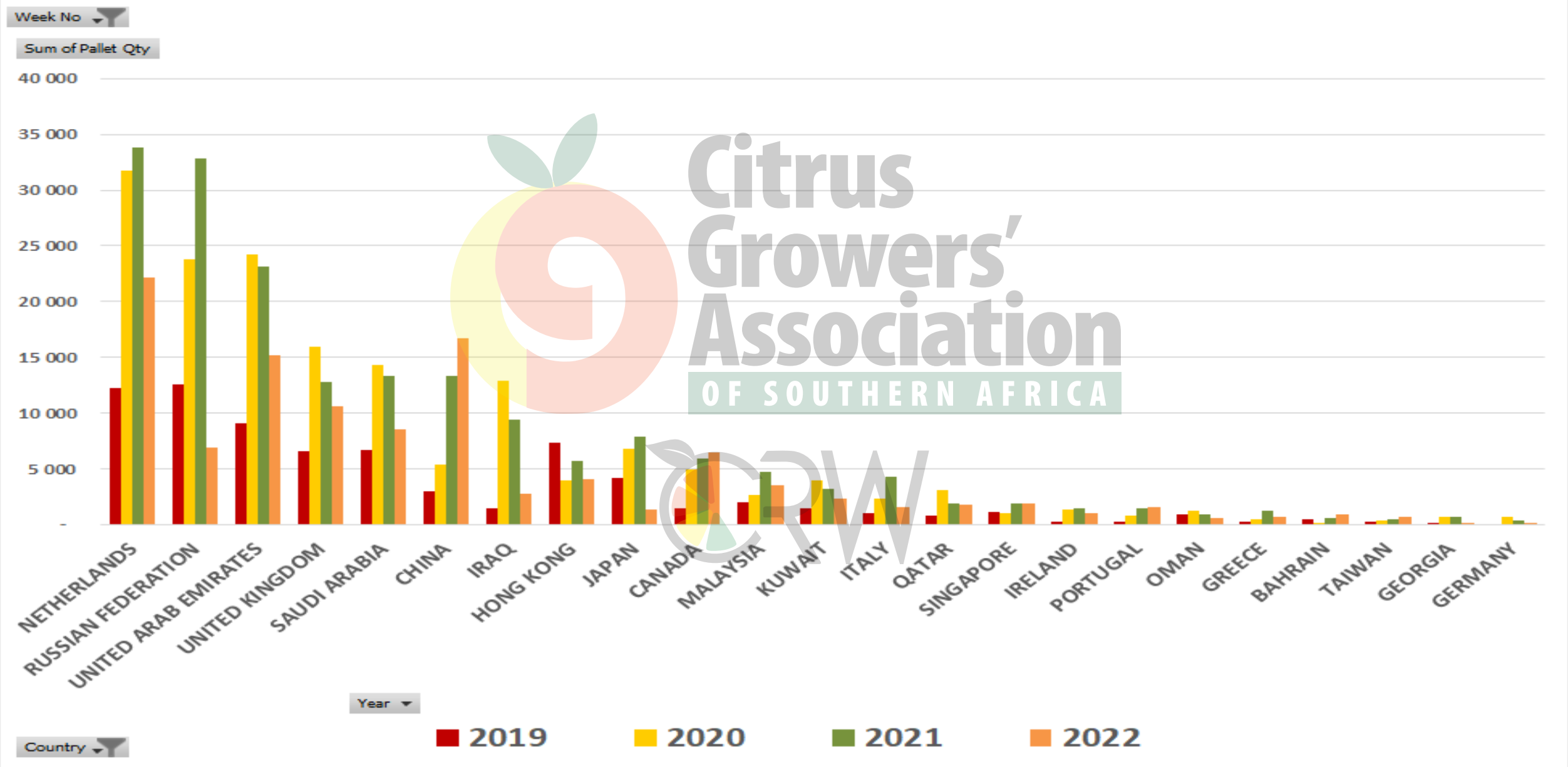
YTD Week Citrus Exports in COT Reefer Containers by Exit Port

Sum of Pallet Qty		Year			
Exit Port	Country	2019	2020	2021	2022
Cape Town	JORDAN	20		180	
	UNITED STATES	118	94	100	
	MAURITIUS	30		80	
Cape Town Total		168	94	360	
Durban	CHINA	2 360	4 499	9 977	16 737
	JAPAN	20	320	740	1 340
	TAIWAN	280	309	380	620
	MAURITIUS	186	200	320	340
	SOUTH KOREA	100		260	160
	INDIA	35	60	60	80
	JORDAN	20	440	600	60
	INDONESIA	40		60	20
Durban Total		3 041	5 828	12 397	19 357
PE/Coega	TAIWAN			40	40
	MAURITIUS	40			
	SOUTH KOREA			20	
	INDONESIA	20			
	INDIA	20			
	JORDAN		20	140	
PE/Coega Total		80	20	200	40
Grand Total		3 289	5 942	12 957	19 397

YTD Citrus Exports to Market Destinations



YTD Citrus Exports to Top Countries





Summary:

- Latest estimates still reflect increase for 2022, due to late start of production it is expected that increased flows to ports inevitable,
- As a result of less conventional shipping to Japan, China and EU, higher demand for reefer containers inevitable,
- High volume COT containers expected for Japan, China & S Korea.
- Bayhead Road into DCT repairs set to complete first week June,
- All container depots handling reefers now back on line,
- Sinkhole on N3 Key Ridge now repaired traffic flowing normally,
- First SRS vessel USA Cold Stream alongside FPTCPT,
- First SRS vessel Japan Atlantic Acanthus alongside MFTDUR.