

CGA Variety Update (2017_Week 30)

John Edmonds (4 August 2017)

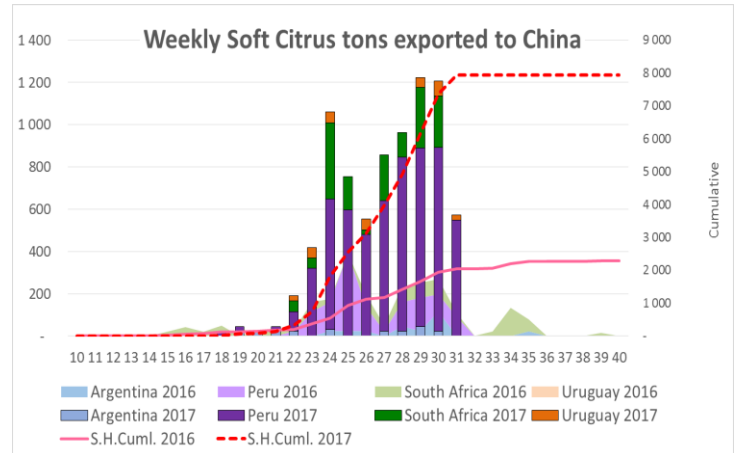


Citrus Growers Association (CGA)

Soft citrus:

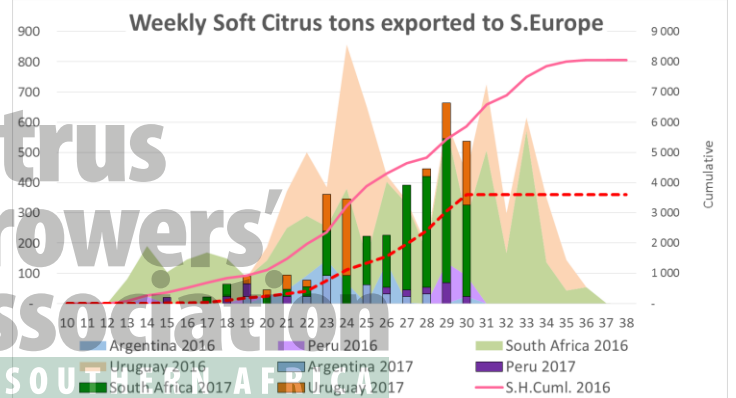
The RSA projection of soft citrus exports is now **13.6** million cartons vs the original estimate of 13.2 million cartons. Current packing volumes (end week 30) show soft citrus up 1% on 2016's at **10.1** million cartons packed to date. Late mandarin types are up 28% on last year's cumulative exports at the same time. To end week 30, soft citrus shipments at **8.9** million cartons are up on last year's **8.3** million cartons.

Looking at SHAFTE data it is interesting to note the growth of soft citrus exports from Peru to China this year. Southern Europe has received significantly less from both RSA and Uruguay (see graphs on right)



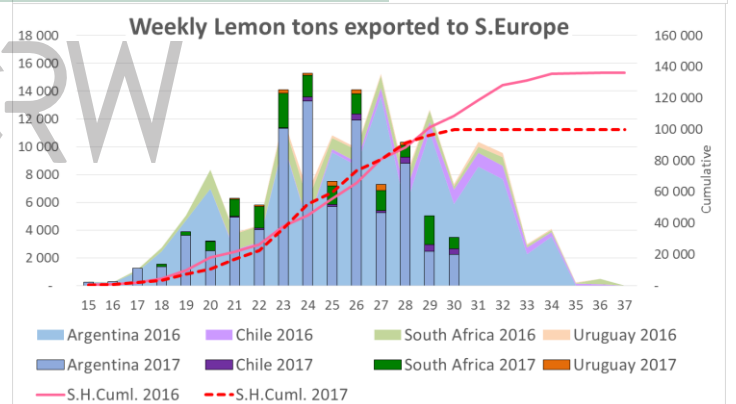
Lemons:

The RSA projected final export is now **17.7** million cartons, vs March's estimate of **17.5** million cartons. Current packing is **29%** up on last year's 13.1 million cartons; now at **17.0** million cartons. Lemon shipments at **15.6** million cartons are up on last year's 12.4 million cartons at this stage. SHAFTE lemon exports (mainly Argentina) to southern Europe seem to be dropping off early.



Grapefruit:

The Southern African projection is now at 13.6 million cartons (17kg); compared to the initial estimate of 13.8 million cartons. Current PPECB packing data at 13.0 million 17kg cartons, indicates volumes are up on last year's by 15% to end week 28. Agrihub shipping volumes at 10.5 million 17kg cartons, are 6% up on last year at end week 30.



Oranges:

Projections for Navels are at **20.0** million cartons and Valencias are projected at **48.5** million cartons. At end week 30, PPECB packing data shows navels down; (-19% at 18.7 vs 23.1 million cartons estimate) and valencias up 31% (20.0 vs 15.3 million cartons).

Agrihub data shows shipping of navels now 17% down on last year at end week 30 (17.2 vs 20.6 million cartons). Valencia shipping is 15% up (11.6 vs 10.1 million cartons)

It is difficult to find any citrus export data from Brazil. There are few markets where they compete with RSA, but the graph on the right indicates they are early into the southern European markets this year.

